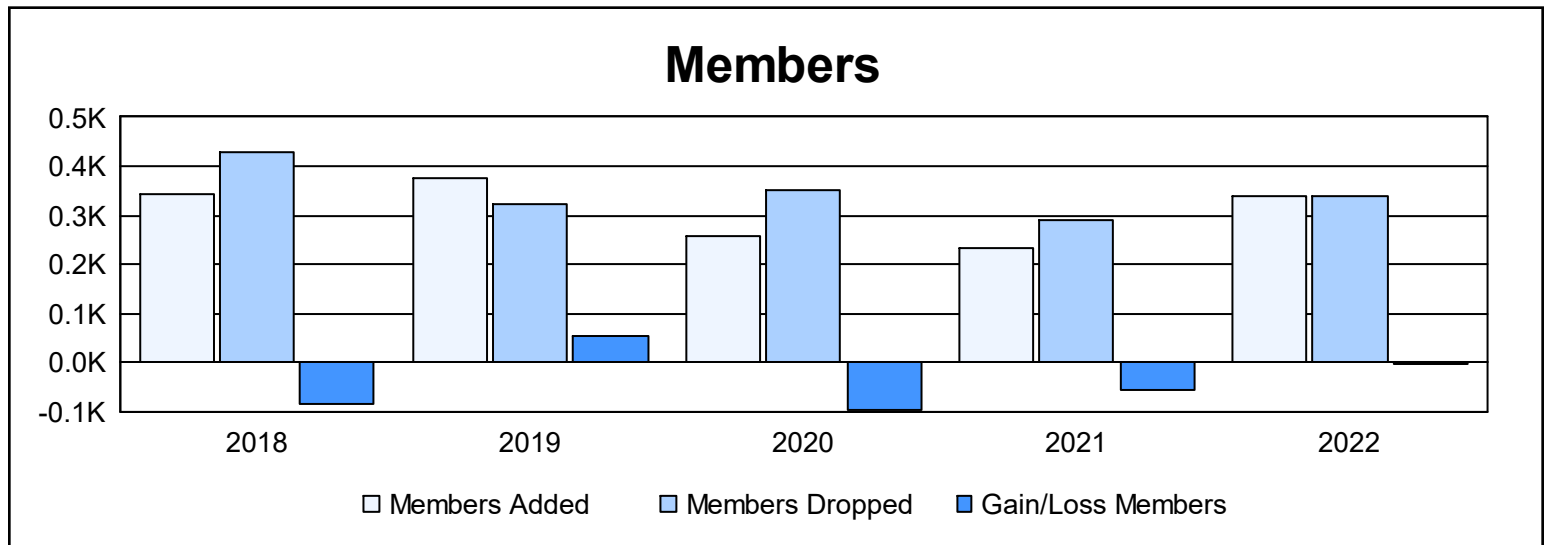
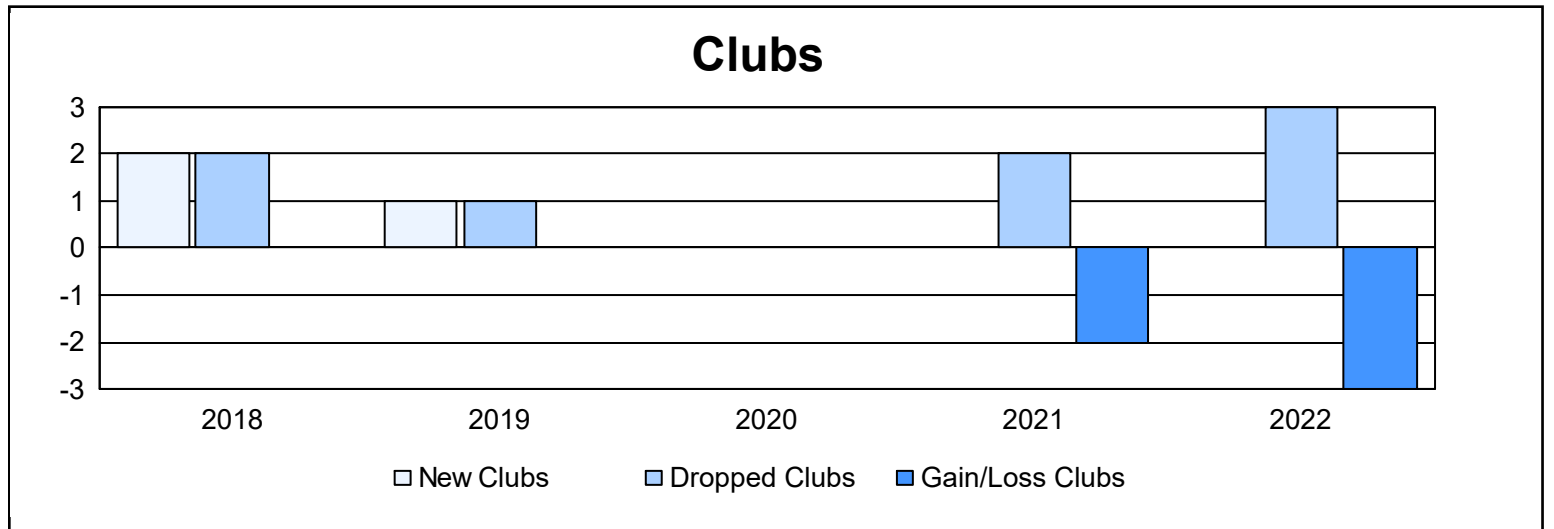
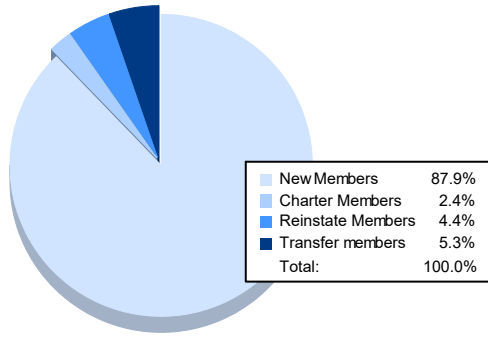


Year	New Clubs	Dropped Clubs	Gain/ Loss Clubs	New Members	Charter Members	Reinstate Members	Transfer Members	Total Member Added	Total Members Dropped	Gain/ Loss Members
2017-2018	2	2	0	280	48	4	12	344	429	-85
2018-2019	1	1	0	285	25	16	48	374	321	53
2019-2020	0	0	0	225	2	13	16	256	351	-95
2020-2021	0	2	-2	212	2	11	9	234	289	-55
2021-2022	0	3	-3	297	8	15	18	338	339	-1
<b>Average</b>	<b>1</b>	<b>2</b>	<b>-1</b>	<b>260</b>	<b>17</b>	<b>12</b>	<b>21</b>	<b>309</b>	<b>346</b>	<b>-37</b>



### Membership Composition June 2022 Cumulative



### Gender Composition June 2022 Cumulative

